



1 800 463 0546

# Early Birds

## Your GM Muscle Car Headquarters

Visit [www.early-birds.ca](http://www.early-birds.ca) for most up-to-date catalog this copy was generated March 28 2024

### Impala / Engine & Compartment / Pulleys

Picture	Product name	Description	SKU	CAD
	1958-1968 Harmonic Balancer (283, 307, 327 & 348) - 6-1/8"	Harmonic balancers wear out over time causing unwanted noise and vibration. They should be replaced before damage is done to your engine. This is an exact, authentic reproduction of the original GM harmonic balancer with all the correct markings for the serious restorer.	IMICK5011	275.50
	1958-1968 WATER PUMP PULLEY REINFORCEMENT PLATE	Accurate reproduction of original. Zinc plated. A must for correct pulley alignment. GM Group #: 1.062 GM Part #: 3720616	IMHQW031	12.72
	1959-1962 Deep Groove Generator Pulley (348/409)	Here it is... a quality reproduction of the 3-5/8" diameter deep groove generator pulley for 1959-61 models with H.L. cam 348 engine and also 1961-62 models with 409 c.i. engine.	IMICGH1033	290.62
<b>Early Birds Order Hotline: 1 800 463 0546</b>				
	1962-1968 Water Pump Pulley - 1 Groove	Chevrolet 1 groove water pump pulley. This single groove pulley measures 7 1/8" in diameter. Number stamped on pulley is 3905995. Fits: 1962 Nova 4 cyl. w/o AC & PS; 1962 Nova 6 cyl. w/o AC; 1963-65 Nova 4 cyl. w/o 62 amp generator; 1963-65 Nova 4 cyl. w/o 62 amp generator, PS, AC; 1964-65 Chevelle and El Camino 8 cyl. w/o AC; 1965-66 Impala 8 cyl. exc. 409, AC, 62 amp generator, A.I.R.; 1965-66 Impala 6 cyl. w/o AC, 62 amp generator, PS, A.I.R.; 1966 Nova 6 cyl. w/ A.I.R. w/o 62 amp generator, AC, PS; 1966 Nova 6 cyl. w/ 62 amp generator w/o PS, AC; 1967-68 Chevelle and El Camino 8 cyl. w/o A.I.R., AC; 1967-68 Nova and Camaro 8 cyl. w/o A.I.R., AC, PS; 1967 Impala w/o A.I.R., AC, PS; 1968 Chevelle w/ Powerglide w/o AC; 68 Camaro w/ Turbohydromatic w/o AC; 1968 all w /TH350 w/o AC; 1968 Nova and Camaro w/ Torque Drive. Also fits some Corvettes.	IMPPZ3905995	98.03
	1964-1968 SMALL BLOCK P/S DRIVER PULLEY	Driver pulley add-on to crank pulley for small block power steering option. Single Groove. Steel with correct stamped numerals and text. 6 3/4" Diameter.	IMHQW938	95.92
	1964-1968 SMALL BLOCK W/O AC (1) GROOVE CRANK PULLEY *	Small block Single Groove Crankshaft Pulley w/out AC, (6-3/4" Diameter)	IMHQW970	119.92
	1964-1972 Power Steering Pump Pulley (5 3/4" OD)	This is a quality reproduction of the power steering pump pulley. This pulley is stamped with the original GM part# 3770509, is Single groove and 5-3/4" o.d. Made in the USA. Applications: 1964-68 all V8 exc 396ci or 409ci 1969 all V8	IMICK1093	100.78

	1964-1974 Single Groove Power Steering Pulley	New single groove power steering pulley GM #3770509. Fits 1964-74 Chevy SB and 396/325-350HP Except 302 and 350SHP, 60-64 Impala 6 Cylinder and SB V8, 63-68 Corvette 327 & 69-74 Corvette 350 A/C	IMPPZ3770509	95.98
	1964-1976 ALTERNATOR FAN NUT (PLATED)	Correct Zinc plated alternator pulley nut. 11/16-20 thread 15/16" Hex	IMHQH163	7.98
	1965-1966 Alternator Pulley Deep Groove	Machined steel deep groove alternator pulley includes correct number and text stamping . Original cad plating.	IMHQP644	70.32
	1965-1966 Idler Pulley Assembly (425HP 396/427 ci)	Quality reproduction of the Idler Pulley Bracket & bearing Assembly for 1965-66 passenger car with the 425 horsepower 396/427 engines. Manufactured exactly as original including proper original GM casting number. Made in the U.S.A.	IMICK4120	537.58
	1965-1966 Idler Pulley Bracket (425HP 396/427 ci)	Quality reproduction of the Idler Pulley Bracket for 1965-66 passenger car with the 425 horsepower 396/427 engines. Manufactured exactly as original including proper original GM casting number. Made in the U.S.A.	IMICK4120A	251.98
	1965-1967 Cast Iron Crankshaft Pulley (396/427 V8)	Reproduction crankshaft pulley for 1967 models with 396/427 Hi-Po big block with air injection and without power steering. This cast iron double groove pulley is 6-3/4" O.D. with GM casting number 3863108 in the correct location. Important Warning Concerning Crankshaft Pulleys. Stock replacement, aftermarket stamped steel or cast iron pulleys are not designed to exceed 400 horsepower or 6000 RPM. Using reproduction pulleys on engines in excess of these limits may result in catastrophic disintegration of the pulley causing severe damage to the engine, cooling system and body parts. Early Birds assumes no liability for damages caused by improper usage of pulleys. Please be sure to install the pulley properly to avoid damages that could occur from improper installation or exceeding the recommended RPM limitations.	IMICK10481	335.98
	1965-1968 BIG BLOCK P/S DRIVER PULLEY	Driver pulley add-on to crank pulley for big block power steering option. Single Groove. Steel with correct stamped numerals and text. 6 5/8" Dia.	IMHQP939	111.92
	1965-1968 Deep Groove Crank Pulley - Small Block No A/C	Manufactured by the original OEM supplier of pulleys and have high quality products. When manufactured, it is off of the OEM blueprints, unlike pulleys supplied by some other companies. Being an OEM supplier, the quality is quite high. We could say these are original new old stock, but we are not. Some people would think these are from the 70s, but they are new from the 21st Century. Chevrolet deep 1 groove crank pulley. Fits all Chevrolet 283, 307, 327, 350 motors without A/C. This single groove pulley measures 6 3/4" in diameter. Number stamped on	IMPPZ3755820	98.03



1965-1968 Power Steering Pulley (396/427)

An authentic reproduction of the cast iron power steering pulley including the original GM part number 3873847 cast in it. Fits all 1965-68 passenger cars with 396 and 427 Hi-Po engines. Made in USA

IMICK1086

302.38



1966-1968 Water Pump Pulley - Deep 2 Groove

Deep 2 groove pulley is approximately 7 1/4" in diameter. Fits 67-68 Camaro, 68 Nova, 66-68 Chevelle/L78/Yenko/Copo with 396/ 375 hp 427 and 454 big block motors/

IMPPZ3906656

143.98



1966-1970 Harmonic Balancer (396/375HP, 427) - 8"

Harmonic balancers are an effective way of extending the life of your engine by dampening harmful crankshaft vibrations. The torque inputs from the piston and rod assemblies bend and twist the crankshaft slightly with every power stroke. The crank then rebounds when the next cylinder fires.

IMICK5102

450.22



1968-1969 Alternator Pulley Deep Groove - 396

Machined steel deep groove alternator pulley 3 3/16" OD. Faithfull reproduction. Original cad plating.

IMHQW645

60.72



1968-1971 Deep 1 Groove Smog Pump Pulley

Chevrolet deep 1 groov e smog pulley in grey phosphate for all with high performance big block motors Number stamped on pully 3925522

IMPPZ3925522

127.98



1969 1 GROOVE WATER PUMP PULLEY

Fits all 1969 Chevelle / El Camino / Camaro / Impala / Nova / Monte Carlo with 396 motors with or without A/C. Number stamped on pulley is 3976059 AO and is approximately 6 1/4" in diameter.

IMPPZ3976059

63.98



1969 Power Steering Pulley Deep Groove Big Block

69 302 (Z28), 396/375, 427, 454. Deep single groove. Deep single groove. Faithfull reproduction includes correct part number stamping and coding as original. Stamped steel.

IMHQW395

103.92



1969-1970 3 GROOVE CRANK PULLEY

Fits 1969 / 1970 Chevelle / Camaro / Impala / Nova with LS5 / 396 / 454 motors with A/C. Number stamped on pulley is 3937787 AC and is approximately 7 5/8" in diameter.

IMPPZ3937787

111.98



1969-1970 Crank Pulley Deep Groove Big Block 396/375

High performance 396/375. Deep double groove. Faithfull reproduction includes correct part number stamping and coding as original. Stamped steel.

IMHQW396





143.98



1969-1972 Crank Pulley Deep Groove Big Block 396/325-350 HP also 427 exc. special hi performance & 454.

IMHQW396AD

143.98

	396/325,350hp	Double groove. Faithful reproduction includes correct part number stamping and coding as original. Stamped steel. GM Group #: 0.659 GM Part #: 3955290	
	1969-1972 Smog Pump Pulley - Deep 1 Groove	Deep 1 groove pulley fits 69-72 Camaro / Z28 / Chevelle SS / LS5 / LS6 / L78 / L89 / Corvette & Impala big block motors. Has 3932458DA stamped on it.	IMPPZ3932458 127.98
	1969-1974 BB POWER STEERING PULLEY 2 Groove	Fits 1969 1970 1971 1972 1973 and 1974 Chevrolet Chevelle / El Camino / Camaro / Nova / Monte Carlo / Impala with A/C. Fits 307 / 350 / 400 / 454 motors. Number stamped on pulley is 3941107DE.	IMPPZ3941107 57.58
	1969-1975 SB TRIPLE GROOVE CRANKSHAFT PULLEY W/AC	Excellent quality reproduction manufactured to duplicate the original in both fit and appearance.	IMHQW036 119.92
	1970 1 GROOVE WATER PUMP PULLEY	Fits all 1970 Chevelle / El Camino / Camaro / Impala / Nova / Monte Carlo with 396 / 402 / 454 / LS5 motors with or without A/C. Number stamped on pulley is 3995631 AO and is approximately 6 1/4" in diameter.	IMPPZ3995631 63.98

Early Birds specializes in hard-to-find Impala parts and has been serving you for over 25 years.  
Call us at 1 800 463 0546 Mon - Fri 9:00 AM - 4:00 PM (EST) - we know our cars!  
Fax your order: (416) 630 8794

Our Mailing Address:  
Early Birds  
25 Saunders Road, Unit 9  
Barrie, Ontario  
L4N 9A7  
Canada