





















Early Birds Your GM Muscle Car Headquarters

Visit www.early-birds.ca for most up-to-date
catalog this copy was generated March 28 2024










GTO / Electrical / Front Lenses, Bezels & Housing

Picture	Product name	Description	SKU	CAD
	1964 GTO AMBER PARKING LAMP LENSES, PAIR	EXCELLENT QUALITY GTO AMBER PARKING LAMP LENSES, PAIR	GTAPB150	62.40
	1964-1965 PARKING LAMP LENS GASKETS, PAIR	PARKING LAMP LENS GASKETS, PAIR	GTAPB150B	20.80
	1964-1967 GTO/LeMans/Tempest Park Lamp Housing Assembly - Ea	PARK LAMP HOUSING ASSEMBLY (FITS 64 & 65 GTO & 64-67 LEMANS/TEMPEST) - THIS HOUSING MOUNTS ON THE BUMPER. COMES COMPLETE WITH PIGTAIL AND PLUG SOCKET. GOLD CADMIUM PLATED HOUSING - SHOW QUALITY. FITS LEFT OR RIGHT SIDE.	GTIPPZPL64A	63.98
Early Birds Order Hotline: 1 800 463 0546				
	1964-1967 Park Lamp Housing Assembly	THIS HOUSING MOUNTS ON THE BUMPER. COMES COMPLETE WITH PIGTAIL AND PLUG SOCKET. GOLD CADMIUM PLATED HOUSING - SHOW QUALITY. FITS LEFT OR RIGHT SIDE.	GTTPZPLA64C	63.98
	1964-1972 GM Headlamp Mounting Kit - 12PC	RNDWA SCREWS, SPR NUTS, NYL NUTS	GTIAMKG-6065	11.76
	1964-1972 GTO 5-3/4" Headlamp Retainer Stainless Trim Rings - 4PC	These rings are used to hold headlights into the buckets. These WILL NOT work with 1968-1969 Hide-A-Way headlights. This is an exact reproduction of the original in the same material and thickness as the original.	GTITINL12319	36.96
	1964-1972 Headlamp Mounting Buckets (Round)	Correct original style mounting buckets are designed to allow adjustment of the headlight beam and are attached to the housing using both the adjustment screw and nut assemblies. Fit a multitude of GM applications. Call for multiple colours, styles or patterns or choose online	GTIC5950500	50.38
	1964-1972 Headlamp Retaining Ring single lamp	This is the retaining ring that is fastened with 3 small screws, it is used to hold the headlamp bulb in its "bucket". This ring is used with all cars with single lamp with high and low beam. Sold as EACH	GTDM1016	18.00
				









	1964-1972 Lens Screw (Stainless Steel) - Ea	Original style lens screws are now available in durable stainless steel. Each screw features the correct head, extended shank and threads for an authentic fit and appearance. Sold per each. Your choice of overall length (OL), and shoulder length (SL) Call for multiple colours, styles or patterns or choose online	GTRPCH20808	3.82
	1964-1972 SEALED BEAM RETAINER SCREW SET - 6Pc	Correct flat head screws for attaching sealed beam retaining ring to sealed beam bucket.	GTHQH117	7.92
	1965 GTO CLEAR PARKING LAMP LENSES, PAIR	EXCELLENT QUALITY GTO AMBER PARKING LAMP LENSES, PAIR	GTAPB150A	62.40
	1965 Headlamp Bezel Gaskets - PR	Authentic reproduction of the original GM product	GTRPGTB0014	16.62
	1965 Headlamp Bezels - PR	Show quality reproduction	GTPPZHLB65C	463.98
	1965 Headlamp Bumper Filler - LH	New factory lower headlamp to bumper filler. Paint to match color of car. This is commonly damaged or rusted. This part fills the gap between the bumper and lower headlamp. Replaces GM # 9779291.	GTPPZ772L	95.98
	1965 Headlamp Bumper Filler - RH	New factory lower headlamp to bumper filler. Paint to match color of car. This is commonly damaged or rusted. This part fills the gap between the bumper and lower headlamp. Replaces GM # 9779291.	GTPPZ772R	95.98
	1965 HEADLIGHT DOOR GASKETS, PAIR	ALL 1965 GTO-TEMPESTS WERE EQUIPPED WITH THIS FENDER TO HEADLIGHT DOOR GASKET. REPRODUCED TO EXACT GM SPECIFICATIONS, THIS RUBBER STRIP REPLACES YOUR HARD OR CRACKED ORIGINALS.	GTAPB140	14.40
	1965-1967 HEADLAMP CAPSULE ASSEMBLY - L/R LOWER (HI BEAM)	COMPLETE ASSEMBLY WITH BUCKET, BULB & STAINLESS TRIM RING. READY TO INSTALL. COMES WITH NEW 67 WAGNER BULB	GTPPZ5963838B65	62.38
	1965-1967 HEADLAMP CAPSULE ASSEMBLY - L/R UPPER (HI/LOW BEAM)	COMPLETE ASSEMBLY WITH BUCKET, BULB & STAINLESS TRIM RING. READY TO INSTALL. COMES WITH NEW 67 WAGNER BULB	GTPPZ5963839A65	62.38
	1966-1967 GM A Body Headlamp Adjustment Spring - Ea	Requires four per vehicle.	GTRPPP00022	7.66
				










	1966-1967 GTO PARKING LAMP KIT WITH HARDWARE	SAVE MONEY BY PURCHASING ALL SIX OF THE ABOVE PARKING LAMP COMPONENTS. EACH KIT INCLUDES 2 LENSES, 2 LENS GASKETS, TWO LENS BEZELS, 4 SCREWS AND 4 CLIPS.	GTAPB151C	147.20
	1966-1967 GTO PARKING LAMP LENS BEZELS PAIR	THESE CHROME DIE-CAST BEZELS WERE INTRODUCED IN CONJUNCTION WITH B151 AND B151A. AGAIN THE QUALITY IS EXCELLENT.	GTAPB151B	62.40
	1966-1967 GTO PARKING LIGHT LENS GASKETS, PAIR	FINALLY YOU CAN STOP THE MOISTURE FROM ENTERING AND CONDENSING ON THE INSIDE OF YOUR PARKING LIGHT LENSES. UNLIKE STAMPED GASKETS, THESE ARE MADE OF MOLDED RUBBER SAME AS ORIGINALS.	GTAPB151A	20.80
	1966-1967 Headlamp Bezel - LH	Show quality reproduction	GTPPZHLB66L	223.98
	1966-1967 Headlamp Bezel - RH	Show quality reproduction	GTPPZHLB66R	223.98
	1966-1967 HEADLIGHT BEZEL MOUNTING KIT	SCREWS & NUTS TO MOUNT CHROME HEADLIGHT BEZELS	GTPYF19	12.80
	1966-1967 LEMANS-TEMPEST MOLDED PARKING LAMP LENS GASKETS, PAIR	LEMANS-TEMPEST MOLDED PARKING LAMP LENS GASKETS, PAIR	GTAPB152N	20.80
	1966-1967 LEMANS-TEMPEST PARKING LIGHT LENSES, PAIR	THESE ARE NOT EXACT BUT FIT WELL AND LOOK ALMOST THE SAME AS ORIGINALS.	GTAPB152K	62.40
	1966-1967 Park Lamp Reflectors (GTO) - PR	Mounts in the grille on 1966 GTO and in the parking light plastic housing on 1967 GTO. Includes socket and wire harness. Sold in pairs.	GTPPZPLR667C	159.98
	1966-67 GTO PARKING LIGHT LENSES, PRICED PER PAIR	EACH LAMP COMES COMPLETE WITH STAMPED METAL AND CAST SHIELD ASSEMBLY. QUALITY IS EXCELLENT	GTAPB151	67.20
	1967 Park Lamp Housings (Plastic Only) - PR	These are a new pair of 1967 GTO only plastic park lamp housings that mount in the grille. Sold in pairs.	GTPPZPLH67C	159.98
				

	1968 GTO/Lemans Parking Lamp Lens Gasket -2Pc	New lens seals help prevent dirt and moisture from damaging your lamps. These precision die-cut foam seals are authentically manufactured to OEM specifications	GTREMGTO-TLG-0 80	23.98
	1968 Hideaway Headlamp Door - LH	New reproduction driver's side headlamp door for hideaway headlights	GTPPHLD68LH	143.98
	1968 Hideaway Headlamp Door - RH	New reproduction passenger side headlamp door for hideaway headlights	GTPPHLD68RH	143.98
	1968 Park Lamp Assembly - LH	INCLUDES HOUSINGS WITH BULB, BEZEL, LENS & GASKET	GTPPZPLA68LC	175.98
	1968 Park Lamp Assembly - RH	INCLUDES HOUSINGS WITH BULB, BEZEL, LENS & GASKET	GTPPZPLA68RC	175.98
	1968 Park Lamp Housing - LH	MOUNTS IN VALANCE PANEL & INCLUDES THE SOCKET - YOUR ORIGINAL LENS WITH MOUNT IN THIS NEW HOUSING)	GTPPCPLH68L	95.98
	1968 Park Lamp Housing - RH	MOUNTS IN VALANCE PANEL & INCLUDES THE SOCKET - YOUR ORIGINAL LENS WITH MOUNT IN THIS NEW HOUSING)	GTPPCPLH68R	95.98
	1968 PARK LAMP LENS, RH	LENSES ARE HIGH PRESSURE CASTINGS WITH CORRECT LETTERING, QUALITY IS EXCELLENT	GTAPB152R	94.40
	1968 PARK LAMP LENS,LH,	LENSES ARE HIGH PRESSURE CASTINGS WITH CORRECT LETTERING, QUALITY IS EXCELLENT	GTAPB152P	94.40
	1968-1969 GTO Headlamp Mounting Brackets - PR	These headlamp mounting brackets for 1968-69 GTO models are authentically reproduced. Top-quality brackets are stamped from heavy-duty steel and feature the correct mounting holes and locating tab for a perfect fit. Sold per pair.	GTCRGT72-4	35.61
	1968-1969 GTO HEADLIGHT ACTUATOR DUST BOOTS, PAIR	THESE BOOTS ARE DESIGNED TO KEEP THE INSIDE OF THE ACTUATORS FREE FROM DUST AND DIRT	GTAPB146AK	28.80
				











	1968-1969 GTO HEADLIGHT ACTUATOR SEALS, PRICED PER PAIR	THIS SEALS THE VACUUM ACUATOR AND THE ROD, IT IS USUALLY THE CAUSE OF THOSE VACUUM LEAKS IN CARS WITH HIDEAWAY HEADLIGHTS.	GTAPB146A	28.80
	1968-1969 GTO HEADLIGHT DOOR ACTUATOR COVERS, PAIR	FINALLY AVAILABLE, THESE COVERS ARE USUALLY MISSING ON MOST CARS	GTAPB146BB	30.40
	1968-1969 GTO HEADLIGHT HIDEAWAY DOOR SAVERS.	NOTE: MANY OF THE 1968-1969 HIDEAWAY HEADLIGHT DOORS ARE BROKEN OR CRACKED ALONG THE OUTER SCREW HOLES. THESE ALUMINUM STRIPS REINFORCE THIS AREA MAKING DOOR REPLACEMENT UNNECESSARY. NOTE: EVEN THOUGH THEY BOLT ON THE OUTSIDE, THEY ARE PRACTICALLY IMPOSSIBLE TO SEE SINCE THEY ARE PAINTED FLAT BLACK.	GTAPB146	72.00
	1968-1969 GTO Hide-A-Way Actuators Hose Brackets - PR	1968-69 Pontiac, GTO, Hide A Way Headlight Actuator hose brackets 2pc set. These are the brackets used to hold the actuator vacuum hoses off the actuators. These have been reproduced identical to the factory originals. They have all the correct bends and forming with folded edges and are marked left and right with the ancore stamp.	GTITINL11747	31.92
	1968-1969 GTO Hide-A-Way Head Lamp Actuator Bracket To Nose Mounting Hardware - 20PC	This set is used to mount the actuator bracket to the nose. This set is an exact reproduction of the original in the same material and thickness as the original.	GTITINL10802	26.88
	1968-1969 GTO Hide-A-Way Head Lamp Assembly Mounting Hardware - 14PC	This set is used to mount the Hide-A-Way headlight assembly to the ends of the nose brackets. This set comes with 6 bolts, 6 nuts, and 2 clips. This set is an exact reproduction of the original in the same material and thickness as the original.	GTITINL10801	13.44
	1968-1969 GTO Hide-A-Way Head Lamp Front Nose Grills Hardware Set - 20PC	This set is used to hold the grill to the nose. This set comes with 12 bolts, and 8 clips. This set is an exact reproduction of the original in the same material and thickness as the original.	GTITINL10800	20.16
	1968-1969 GTO Hide-A-Way Head Light Door Stops - PR	These are the small stops are used to align the doors. They are located at the inside upper side of the head light door and are used to align the door chrome with the grill chrome. If your car has been apart these are always missing and the door alignment is off. With out these the doors are over extended and always out of alignment. This is a factory exact reproduction.	GTITINL10363	16.80
	1968-1969 GTO Hide-A-Way Headlamp Actuator Arm Spring Brackets - PR	These are the springs brackets that attach to the door arms. These are often missing, bent and rusted. they are used to hold the spring from the door arm to the actuator bracket. and hold the doors in the open and closed position. If the system leaks vacuum these hold the doors closed. The cars with dropped doors or half open doors are missing these springs and brackets.ÉThis is an exact inline tube reproduction of the originals .These are the details that separate the first place cars from the rest.É	GTITINL10881	15.12
				

	1968-1969 GTO Hide-A-Way Headlamp Actuator Inner Seals - PR	These are the rubber boots that snap on to the top of the actuator and to the rod to prevent vacuum loss of the actuator. These are often torn and dry rotted and are the cause to many head lights not working. Usually there is nothing wrong with the actuator except over the years the rubber boots have developed a hole and that is where the vacuum loss occurs. If you acuator is in good shape and does not have any rust holes this will make them work again at a fraction of the cost of replacing them. To check the acuator plug both vacuum ports and pull on the rod if it holds air they are good. This is the inner boot , the outer boots are listed in another acution. This is an exact reproduction of the originals	GTITINL10876 26.88
	1968-1969 GTO Hide-A-Way Headlamp Adjusting Nut & Screw - Ea	1968-69 Pontiac GTO Hide-A-Way Head Light Bucket Adjuster. This is an alternative to the originals that the tabs break off of or fit loose in the hole. These are excellent for 68 where the hole is larger.	GTITINL12977 2.94
	1968-1969 GTO Hide-A-Way Headlamp Adjusting Nut & Screw Set - 8PC	This is an alternative to the originals that the tabs break off of or fit loose in the hole. These are excellent for 68 where the hole is larger.	GTITINL12978 21.84
	1968-1969 GTO Hide-A-Way Headlamp Bushing Plastic Kit - 18PC	1968-69 Pontiac GTO, Judge, Hide-A-Way headlight doors plastic bushing kit. 18 pieces. This bushing kit is used to fix your worn out Hide A Way setup. These are the bushings that insert at the hinge pionts of the doors on both sides and the bushings that hold the actuator to the door rods and also includes the clips and the bushings that snap into the actuator brackets at where the rods pass through. The originals are often broken, missing, dry rotted and cause the system not to work too good. This is an exact reproduction of the originals.	GTITINL10880 36.96
	1968-1969 GTO Hide-A-Way Headlamp Door Rubber Bump Stops 2pc	These are rubber bump stops that the doors rest against when the doors are in the open position. This set is an exact reproduction of the original in the same material and thickness as the original.	GTITINL10669 20.16
	1968-1969 GTO Hide-A-Way Headlamp Doors Hardware Clips, Screws & Stops - 18PC	This is the hardware that holds the plastic grill door to the metal housing. This set is an exact reproduction of the original in the same material and thickness as the original.	GTITINL10717 26.88
	1968-1969 GTO Hide-A-Way Headlamp Hose Connectors - 2PC	This is the set of hose connectors that is used in the system. There is one set near the firewall and another at the front end of the car. When this system was put in the car at the factory it was disconnected at these points for installation. This is for the connectors only - if you are not concerned about the hose colors this is the most important piece in the system to hold the lines together and connect them up. On original cars or when adding hide-a-way headlights the hoses are usually dry rotted, cut or missing.	GTITINL11090 48.72
	1968-1969 GTO Hide-A-Way Headlamp Vacuum Canister - Ea	1968-69 Pontiac GTO Judge Hide-A-Way Headlight Vacuum Canister. This can is used to store vacuum for the headlight doors to open and close. This is an exact reproduction of the original in the same material and thickness as the original.	GTITINL11727 87.36
			





	1968-1969 GTO Hide-A-Way Headlamp Vacuum Check Valve - Ea	67-77 Pontiac GTO, Firebird, Engine Vacuum Check Valve. 1 pc This is used on all A/C cars and 68-69 GTO hide-a-way cars and also all firebirds off the vacuum tree at the front of the engine	GTITINL11105	20.16
	1968-1969 GTO Hide-A-Way Headlight Door Special Bolts & Rubber Stops - 6PC	1968-69 GTO Judge Hide A Way Headlight door Bolts and rubber bump stops. 6 pc set. These are the special bolts and steel sleeved rubber bump stops that hold the doors to the front nose brackets and the rubber bump stops that the doors rest against when in the open position. The steel sleeved stops are what to headling door rests against when they are open. They are rubber to stop any noise from the doors bouncing up and down. The door bolts have a narrow head to clear the housings and often the threaded end breaks off because of the rusty lock nut. This kit is a must to get your doors to operate smoothly. Beware of other sets on the market that have the big hex nut and steel bump stops this will only be noise and problems when installed. This a exact inline tube factory correct reproduction.	GTITINL10676	48.72
	1968-1969 GTO Hide-A-Way/Standard HeadLamp Door Assembly Bumper Nose Mounting Brackets - 4PC	These are the brackets that are used to hold the head light assemblies to the front nose. They are the same for standard or hide-a-way cars and are a must for correct alignment of the light assemblies. If your car has been apart these are always missing , rusty and bent causing the alignment to be off. This is a factory exact reproduction. They feature the correct bend brackets, correct color hardware - ready to install. This a exact inline tube factory correct reproduction.	GTITINL10341	40.32
	1968-1969 GTO HIDEAWAY HEADLIGHT ACTUATOR WITH COVER	THIS REPRODUCTION IS THE COMPLETE ASSEMBLY READY TO BOLT IN AND NOW INCLUDES THE COVER, CASE, ROD, SEALS, AND DIAPHRAGM. THESE ACTUATORS SHOULD CURE THOSE INOPERATIVE HIDEAWAY HEADLIGHT DOORS.	GTAPB146B	158.40
	1968-1969 HEADLAMP DOOR CHROME MOLDINGS PAIR	These are the new factory chrome moldings that attach to the 68 or 69 GTO / Judge hideaway headlamp doors for cars with hideaway headlamps. They mount on the hideaway headlamp doors and are a continuation of the grille moldings. These moldings are die cast chrome and plated to a show finish. Fits 68 or 69 GTO and Judge models.	GTPPX9956G	121.58
	1968-1969 Headlamp Mounting Panel Bracket Set	THESE BRACKETS ATTACH THE HEADLAMP PANEL TO THE FRONT BUMPER. THESE BRACKETS WERE USED ON HIDEAWAY AND STANDARD HEADLAMPS. SET INCLUDES 4 BRACKETS - 2 LEFT HAND (GM # 9792250) & 2 RIGHT HAND (GM # 9792249) AND 4 CLIPS. FITS GTO OR JUDGE WITH OR WITHOUT HIDEAWAY HEADLAMPS	GTPPZ11184C	36.78
	1968-1969 Hideaway Headlamp Actuating Arms - PR	THIS IS A SET OF ARMS THAT ATTACH THE VACUUM ACTUATOR TO THE HEADLAMP DOOR ASSEMBLY. THESE ARE COMMONLY MISSING OR DAMAGED	GTPPZHAA68C	127.98
	1968-1969 Hideaway Headlamp Actuating Arms Hardware - 6PC	1968-69 Pontiac GTO Hide-A-Way Headlight Door To Actuator Rod Hardware 6pc	GTITINL10799	7.56
				








	1968-1969 Hideaway Headlamp Actuating Mounting Bracket - LH	reproduced the actuator mounting bracket. It is commonly bent or missing. You can now replace your old bracket with this new reproduction. Get the proper functionality of your hideaway headlamps. Sold each. Fits 1968 and 1969 GTO Judge with hideaway headlamps.	GTPPZ0458	31.98
	1968-1969 Hideaway Headlamp Actuating Mounting Bracket - RH	reproduced the actuator mounting bracket. It is commonly bent or missing. You can now replace your old bracket with this new reproduction. Get the proper functionality of your hideaway headlamps. Sold each. Fits 1968 and 1969 GTO Judge with hideaway headlamps.	GTPPZ0459	31.98
	1968-1969 Hideaway Headlamp Fender Bracket Set - PR	MOUNTS ON THE EDGE OF THE ENDURA BUMPER. THE BUMPER HAS MOUNTING STUDS TO ATTACH THESE BRACKETS, AND THE OTHER SIDE OF THE BRACKET ATTACHES TO THE HIDEAWAY HEADLAMP SYSTEM TO PULL THE SETUP CLOSE TO THE BUMPER AND ALIGN THE SYSTEM UP WITH THE BUMPER TO KEEP IT FROM MOVING WHILE THE HEADLAMP IS IN USE.	GTPPZHHL68C	79.98
	1968-1969 Hideaway Headlamp Support Brackets - PR	This is a set of support brackets that are used to help support the tilt drive torsion rod. GM part # 9791696 and 9791697. Fits 1968 and 1969 GTO Judge with hideaway headlamps.	GTPPZHHSB68C	95.98
	1968-1969 Hideaway Headlamp Switch	New factory hideaway headlamp switch for factory hideaway headlamps on all 1968-69 GTO / Judge models. Replaces GM # 1995156 and GM # 1995169	GTPPZ1995156	95.98
	1968-1969 Hideaway Headlamp Vacuum Can Supply Hose Kit	THIS IS THE BLUE STRIPPED SUPPLY LINE FROM CARB TO CAN WITH TEE FITTING, RPF34R VALVE AND PLASTIC UNION. DOES NOT INCLUDE SWITCH OR ACTUATOR LINES. Use PYRPE378F for hideaway headlight hoses.	GTPYRPE378	78.40
	1968-1969 Hideaway Headlamp Vacuum Hose Kit	1968-69 Hideaway Headlight Vacuum Hoses, COMES WITH ALL THE CORRECT GREEN & BLACK COLOR STRIPED HOSES(LABELED) AND CONNECTORS. INSTRUCTIONS INCLUDED.	GTPYRPE378F	126.40
	1968-1969 Hideaway Headlamp Vacuum Return Spring - Ea	New headlamp return spring for 1968 and 1969 GTO Judge with hideaway headlamps.	GTPPZHHSV68C	15.98
	1968-1969 Rubber Vacuum Manifold Port For Hideaway Headlamp Switch	We have now reproduced the correct rubber vacuum manifold fitting with plastic fittings that attached to the hideaway head lamp switch	GTPPZ745	39.98
	1968-1972 Headlamp Adjuster Kit - Ea	New headlamp adjuster kit. Two kits needed per car on GTO. Fits 1967-68 Camaro & 1968-72 GTO/Lemans	GTPPZHAK678	20.72



	1968-1972 HEADLAMP CAPSULE ASSEMBLY - LH INNER (HI BEAM)	COMPLETE ASSEMBLY WITH BUCKET, BULB & STAINLESS TRIM RING. READY TO INSTALL. COMES WITH NEW WAGNER BULB	GTPPZ5963838B	62.38
	1968-1972 HEADLAMP CAPSULE ASSEMBLY - LH OUTER (HI/LOW BEAM)	COMPLETE ASSEMBLY WITH BUCKET, BULB & STAINLESS TRIM RING. READY TO INSTALL. COMES WITH NEW WAGNER BULB	GTPPZ5963839A	62.38
	1968-1972 HEADLAMP CAPSULE ASSEMBLY - RH INNER (HI BEAM)	COMPLETE ASSEMBLY WITH BUCKET, BULB & STAINLESS TRIM RING. READY TO INSTALL. COMES WITH NEW WAGNER BULB	GTPPZ5963837D	62.38
	1968-1972 HEADLAMP CAPSULE ASSEMBLY - RH OUTER (HI/LOW BEAM)	COMPLETE ASSEMBLY WITH BUCKET, BULB & STAINLESS TRIM RING. READY TO INSTALL. COMES WITH NEW WAGNER BULB	GTPPZ5963840C	62.38
	1968-1972 Side Marker Lamp Socket	This is a replacement socket assembly used with all 1968-1981 side marker lamps. For use with bulb 194 or 194A (not included). This socket assembly can be used for all side marker assemblies, front or rear.	GTICA13558	10.06
	1969 FRONT SIDE MARKER RETAINING CLIP - EA	the correct mounting clip for 1969 GTO / Firebird models that is spring steel and silver cadmium plated. This clip is used on the left or right side front valance to hold on the side marker lamp. Sold each.	GTPPZFMC69F	20.78
	1969 FRONT VALANCE SIDE MARKER LENSES, PAIR	THESE ARE EXACT PLASTIC REPRODUCTIONS OF THE TWO-PIECE LENSES MOUNTED ON THE SIDES OF THE FRONT VALANCE PANEL. THE GRAY OUTER EDGE WAS PAINTED "BODY COLOR"	GTAPB206	46.40
	1969 GTO Headlamp Bezels (w/o Hideaway Headlamps) - PR	1969 GTO non-Hideaway Headlight Bezels, This is a set of non-hideaway headlight bezel for a 69 GTO.	GTPYF80	558.40
	1969 GTO Headlamp Bezels (w/o Hideaway Headlamps, 2nds) - PR	1969 GTO non-Hideaway Headlight Bezels, This is a set of non-hideaway headlight bezel for a 69 GTO save money on these slightly imperfect bezels	GTPYF80R	366.40
	1969 GTO Headlamp Bezels (w/o Hideaway Headlamps, Chrome) - PR	1969 GTO non-Hideaway Headlight Bezels, This is a set of non-hideaway headlight bezel for a 69 GTO in high quality chrome plating	GTPYF80C	526.40
				

	1969 GTO Parking Lamp Chrome Bezel Screws - 4PC	These screws are used to hold the chrome bezel to the housing. These screws are chrome with a fine thread. This is an exact reproduction of the original in the same material and thickness as the original.	GTITINL11462	5.04
	1969 GTO PARKING LIGHT FILLER, LEFT HAND SIDE	ALL FOUR PARKING LIGHT FILLERS HAVE BEEN DISCONTINUED FROM GM. COMMENTS: ALL FILLERS ARE EXCELLENT. HIGHEST QUALITY AVAILABLE.	GTAPB163L	51.20
	1969 GTO PARKING LIGHT FILLER, RIGHT HAND SIDE	ALL FOUR PARKING LIGHT FILLERS HAVE BEEN DISCONTINUED FROM GM. COMMENTS: ALL FILLERS ARE EXCELLENT. HIGHEST QUALITY AVAILABLE.	GTAPB163R	51.20
	1969 Headlamp Bezel Mounting	Mounting hardware to mount headlamp bezels	GTPYF80S	12.80
	1969 Hideaway Headlamp Door Grille - LH	Excellent quality reproduction	GTPPZ589L	95.98
	1969 Hideaway Headlamp Door Grille - RH	Excellent quality reproduction	GTPPZ590R	95.98
	1969 Park Lamp Housing Bracket – LH	Factory style stamped-steel park lamp housing bracket. This is the inner bracket that holds housing to valance.	GTPPZPLHB69L	47.98
	1969 Park Lamp Housing Bracket – RH	Factory style stamped-steel park lamp housing bracket. This is the inner bracket that holds housing to valance.	GTPPZPLHB69R	47.98
	1969-1970 GTO & LEMANS PARK LAMP ASSEMBLY - PAIR	ASSEMBLIES INCLUDE HOUSINGS WITH BULBS, BEZELS, LENSES, AND GASKETS	GTPPXL9964G	319.98
	1969-1970 GTO PARK LAMP LENS BEZEL - PAIR	CHROME DIECAST - LH OR RH - EA	GTPPXL6816G	63.98
	1969-1970 GTO Park Lamp Lens Gaskets - PR	THESE CORRECTLY MOLDED GASKETS SHOULD BE USED WITH B153 TO SEAL YOUR PARKING LAMP ASSEMBLY.	GTAPB153A	20.80
	1969-1970 GTO Park Lamp Lenses - PR	EXCELLENT QUALITY PARKING LAMP LENSES, PAIR	GTAPB153	78.40
				

	1969-1970 GTO/LEMANS Park Lamp Assembly (LH/RH) - Ea	ASSEMBLIES INCLUDE HOUSINGS WITH BULBS, BEZELS, LENSES, AND GASKETS	GTPPZPLA69C	175.98
	1969-1970 Park Lamp Bezel (GTO) - LH/RH	CHROME DIECAST - LH OR RH - EA	GTPPZPLB690C	39.98
	1969-1970 Park Lamp Housing (GTO ONLY) - Ea	MOUNTS IN VALANCE PANEL & INCLUDES THE SOCKET - YOUR ORIGINAL LENS WITH MOUNT IN THIS NEW HOUSING) - EA	GTPPCPLH6970	95.98
	1969-1970 Park Lamp Repair Stud	REPAIRS (1) BROKEN STUD IN PARKING LAMP 69-70 GTO 69-73 F/B STAINLESS STEEL INCLUDES SCREW NUTS & LOCK WASHER. Use two per housing.	GTPYF102	16.00
	1969-1972 Headlamp Adjuster Screw & Spring - 4Pc	HEADLAMP ADJUSTER SCREW & SPRING Ø SET OF 4THIS SET INCLUDES:4 HEADLAMP ADJUSTER SCREWS AND SPECIAL RETAINER2 SPECIAL SPRINGSTHIS KIT DOES 2 HEADLAMPS ONLY; IF YOU HAVE A 4 HEADLAMP SETUP IN YOUR CAR, YOU WILL NEED TO BUY 2 KITS.	GTPPZGH9386Z	30.38
	1969-1972 Headlamp Special Bucket Spring Set (GM #1231641) - 4Pc	HEADLAMP SPECIAL BUCKET SPRING GM 1231641 Ø SET OF 4	GTPPZGH1016Z	17.58
	1969-1972 Pontiac Headlight Adjuster - Ea	These adjusters fit all 1969-1972 Pontiac models with the exception of the 1970 Tempest. These are used to hold the headlight bucket to the support bracket. this is an exact reproduction of the original in the same material and thickness as the original. 8 Required per car.	GTITINL10728	5.46
	1970 Front Amber Sidemarker Lamp (GTO ONLY) - LH	Amber side marker lamp. Fits only 1970 GTO models, hardtop or convertible. Replace your faded or cracked one with this new flawless perfect part	GTPPZMLF70CL	79.98
	1970 Front Amber Sidemarker Lamp (GTO ONLY) - RH	Amber side marker lamp. Fits only 1970 GTO models, hardtop or convertible. Replace your faded or cracked one with this new flawless perfect part	GTPPZMLF70CR	79.98
	1970 GTO HEADLIGHT BEZEL RETAINER KIT		GTPYF20	9.60
	1970 GTO PARKING LIGHT FILLER, LEFT HAND SIDE	ALL FOUR PARKING LIGHT FILLERS HAVE BEEN DISCONTINUED FROM GM. COMMENTS: ALL FILLERS ARE EXCELLENT. HIGHEST QUALITY AVAILABLE.	GTAPB164L	51.20

	1970 GTO PARKING LIGHT FILLER, RIGHT HAND SIDE	ALL FOUR PARKING LIGHT FILLERS HAVE BEEN DISCONTINUED FROM GM. COMMENTS: ALL FILLERS ARE EXCELLENT. HIGHEST QUALITY AVAILABLE.	GTAPB164R	51.20
	1970 HEADLIGHT BEZEL, LEFT HAND SIDE, 2 REQUIRED	THIS IS OUR LARGEST DIE-CASTING PROJECT TO DATE. EXTENSIVE TOOL AND DIE WORK WAS NECESSARY TO COMPLETE THIS PROJECT. COMMENTS: QUALITY IS VERY GOOD TO EXCELLENT.	GTAPB142L	104.00
	1970 HEADLIGHT BEZEL, RIGHT HAND SIDE, (2 REQUIRED)	THIS IS OUR LARGEST DIE-CASTING PROJECT TO DATE. EXTENSIVE TOOL AND DIE WORK WAS NECESSARY TO COMPLETE THIS PROJECT. COMMENTS: QUALITY IS VERY GOOD TO EXCELLENT.	GTAPB142R	104.00
	1970 HEADLIGHT DOORS (SET OF 4 PIECES)	THIS IS OUR LARGEST DIE-CASTING PROJECT TO DATE. EXTENSIVE TOOL AND DIE WORK WAS NECESSARY TO COMPLETE THIS PROJECT. COMMENTS: QUALITY IS VERY GOOD TO EXCELLENT	GTAPB143	376.00
	1971-1972 Front Amber Sidemarkerside marker Lamp - LH	Amber side marker lamp. Fits only 1971 & 1972 GTO & Lemans models. Replace your faded or cracked one with this new flawless perfect part.	GTPPZMLF7172CL	79.98
	1971-1972 Front Amber Sidemarkerside marker Lamp - RH	Amber side marker lamp. Fits only 1971 & 1972 GTO & Lemans models. Replace your faded or cracked one with this new flawless perfect part.	GTPPZMLF7172CR	79.98
	1971-1972 Park Lamp Bezel (GTO, Chrome Diecast) - LH/RH - EA	New show quality diecast chrome plated bezels. High quality, not to be confused with low pressure bezels on the market. Fits 1971 and 1972 GTO models.	GTPPZPLB71C	47.98
	1971-1972 Park Lamp Lens - Ea	GTO/SPORT LEMANS LOWER FRONT ROUND (INCLUDES HOUSING) INJECTION MOLDED. MOUNTS IN THE VALANCE PANEL ON THE STANDARD BUMPER OR ENDURA BUMPER FOR GTO AND SPORT LEMANS ONLY - EA	GTPPZPL7172C	79.98

Early Birds specializes in hard-to-find GTO parts and has been serving you for over 25 years.
Call us at 1 800 463 0546 Mon - Fri 9:00 AM - 4:00 PM (EST) - we know our cars!
Fax your order: (416) 630 8794

Our Mailing Address:
Early Birds
25 Saunders Road, Unit 9
Barrie, Ontario
L4N 9A7
Canada