












1 800 463 0546

Early Birds

Your GM Muscle Car Headquarters

Visit www.early-birds.ca for most up-to-date catalog this copy was generated March 29 2024

Charger / Body Panels / Floor Pans & Parts

Picture	Product name	Description	SKU	CAD
	1966-1970 B Body Front Floor Pan Section - LH	Quality reproduction front floor pan section	CRCRM227L	206.69
	1966-1970 B Body Front Floor Pan Section - RH	Quality reproduction front floor pan section	CRCRM227R	206.69
	1966-1970 Console Bracket Set (Automatic Trans) - 3Pc	Three piece set includes all brackets needed to mount console to transmission tunnel.Fits: 1966-1970 B-Body cars	CRAM490-1466-AS	345.58
	1966-1970 Console Bracket Set (Manual Trans) - 3Pc	Three piece set includes all brackets needed to mount console to transmission tunnel.Fits: 1966-1970 B-Body cars	CRAM490-1466-MS	230.38
Early Birds Order Hotline: 1 800 463 0546				
	1966-1970 Emergency Cable Bracket	Welds to the floor pan and holds the emergency brake cable. Included with our floor pans.	CRAM441-1466	57.58
	1966-1970 Floor Wiring Cover Set	Reproduction floor wiring covers for various 1966-70 Mopar B-Body models. These are the covers that run next to the rocker panel, which can commonly break when being removed due to rust damage.	CRICMM1619	235.18
	1966-1970 Four Speed Shifter Tunnel	A nice reproduction of the original with all original shapes and contours.Fits: 1966-1970 B-Body cars	CRAM415-1466	345.58
	1966-1970 Front Floor Pan Half - LH	If you need repairs in a small area then check out our floor pan halves. They are cut from our OE style full floors and have the same dimensions front to rear. Outside edge will meet with rocker panels and inside includes approximately 4-6 inches of the transmission hump.Fits: 1966-1970 B-Body cars	CRAM405-1466-L	422.38
	1966-1970 Front Floor Pan Half - RH	If you need repairs in a small area then check out our floor pan halves. They are cut from our OE style full floors and have the same dimensions front to rear. Outside edge will meet with rocker	CRAM405-1466-R	422.38

panels and inside includes approximately 4-6 inches of the transmission hump.Fits: 1966-1970 B-Body cars



1966-1970 Full OE Style Front Floor Pan

Complete OE coverage like original. Connects with all adjacent panels and pans as original. Comes with loose fasteners and brackets for speedometer cable, emergency brake cable and seat belts. Bucket seat brackets are welded in place and should be ignored for bench seat models. You will also need rear floor pans (footwell area) if you need complete coverage for the entire front floor. One of our best selling items. The ultimate floor pan.Fits: 1966-1970 B-Body cars

CRAM400-1466

921.58



1966-1970 Main Floor Pan Support Set

Often damaged and rusted, it is important these small brackets are in good shape when replacing the floor pan. Attach to the inner rocker panels and hold up the front floor pan.Fits: 1966-1970 B-Body cars

CRAM425-1466-S

307.18




1966-1970 Rear Floor Pan Footwell Area - LH

Premium quality reproduction manufactured to duplicate the original in both fit and appearance.Fits: 1966-1970 B-Body cars

CRAM410-1466-L

249.58



1966-1970 Rear Floor Pan Footwell Area - RH

Premium quality reproduction manufactured to duplicate the original in both fit and appearance.Fits: 1966-1970 B-Body cars

CRAM410-1466-R

249.58



1966-1970 Rear Under Seat Floor Pan (66-67 Requires Modification)

Fits under rear seat area, over the top of the axle housing and connects to the rear of the trunk floor pan. %Includes emergency brake,%rear seat, rear seat belt, exhaust hanger and pinion snubber brackets welded into place where applicable.%Please note: Seat belts mount differently on 66-67 models and will require modification.Fits: 1966-1970 B-Body cars

CRAM420-1468

1017.58



1966-1970 Torsion Bar Crossmember

It is important this item be in good shape as it is a major component on the front of the body. Has the same metal thickness as OE and the area holding the torsion bars will accept stock size bars as original.Fits: 1966-1970 B-Body cars

CRAM395-1466

748.78



1966-1970 Upper Rear Crossmember (Shock Mount)

Fits on underside of rear (over-the axle) floor pan (AM420-1468) and acts as a crossmember/brace and a rear shock mount. Shaped and fits like OE.Fits: 1966-1970 B-Body cars

CRAM860-1466

575.98




1968-1970 Bucket Seat Floor Bracket (Front) - LH

HIGH QUALITY REPRODUCTION MADE IN USA 1968-70 CHARGER/B-BODY FRONT BUCKET SEAT BRACKET

CRCRM214LF

58.29



1968-1970 Bucket Seat Floor Bracket (Front) - RH




HIGH QUALITY REPRODUCTION MADE IN USA 1968-70 CHARGER/B-BODY FRONT BUCKET SEAT BRACKET

CRCRM214RF

58.29



	1968-1970 Bucket Seat Floor Bracket (Rear) - LH	HIGH QUALITY REPRODUCTION MADE IN USA 1968-70 CRCRM214LR CHARGER/B-BODY REAR BUCKET SEAT BRACKET	58.29
	1968-1970 Bucket Seat Floor Bracket (Rear) - RH	HIGH QUALITY REPRODUCTION MADE IN USA 1968-70 CRCRM214RR	58.29
	1968-1970 Bucket Seat Floor Brackets - 4Pc	Premium quality reproduction manufactured to duplicate the original in both fit and appearance.Fits: 1966-1970 B-Body cars	105.58
	1971-1972 Rear Floor Pan Footwell Area - LH	Fits behind main floor pan and covers an area that is often rusted. This part is usually purchased with the main floor pan and allows complete coverage of the entire front floor.Proper installation on '72 models will require relocation of seat belt mounting hole.¼	326.38
	1971-1972 Rear Floor Pan Footwell Area - RH	Fits behind main floor pan and covers an area that is often rusted. This part is usually purchased with the main floor pan and allows complete coverage of the entire front floor.Proper installation on '72 models will require relocation of seat belt mounting hole.¼	326.38
	1971-1972 Torsion Bar Crossmember (Premium Quality)	It is important this item be in good shape as it is a major component on the front of the body. Has the same metal thickness as OE and the area holding the torsion bars will accept stock size bars as original. Our premium quality crossmember is a reproduction of the 70 model E-Body version but will fit in both 71-72 E-Body and B-Body¼cars with a minor modification to the area where the emergency brake attaches. Will fit on 73-74 E-Bodies but the 70-72 style transmission bracket must be used.	537.58
	1971-1974 Bucket Seat Reinforcements	Bucket seat reinforcements for 1971-74 B-body models. Welds to floor to reinforce the floor panel when converting from bench to buckets seats. One set required per vehicle.	50.38
	1971-1974 Four Speed Floor Pan Shifter Tunnel	A nice reproduction of the original with all original shapes and contours	345.58
	1971-1974 Four Speed Shifter Tunnel (w/o Console)	A nice reproduction of the original with all original shapes and contours	345.58
	1971-1974 Front Floor Pan Half - LH	If you need repairs in a small area then check out our floor pan halves. They are cut from our OE style full floors and have the same dimensions front to rear. Outside edge will meet with rocker panels and inside includes approximately 4-6 inches of the transmission hump.Fits:71-74 E-Body71-74 B-Body	499.18
			

	1971-1974 Front Floor Pan Half - RH	If you need repairs in a small area then check out our floor pan halves. They are cut from our OE style full floors and have the same dimensions front to rear. Outside edge will meet with rocker panels and inside includes approximately 4-6 inches of the transmission hump.Fits:71-74 E-Body71-74 B-Body	CRAM405-1571-R	499.18
	1971-1974 Full OE Style Front Floor Pan	OE style coverage like original. Mates to all OE panels and pieces with OE dimensions. Includes bucket seat and speedometer cable brackets. You will also need rear floor pans (footwell area) if you need complete coverage for the entire front floor.Fits:71-74 E-Body71-74 B-Body	CRAM400-1571	767.98
	1972-1973 Rear Floor Pan Footwell Area - LH	Top quality steel part made in the US. Heavy 14 Gauge Steel.1972-73 B-BODY REAR FLOOR (WILL FIT A 71,74 B-BODY & 71-74 CHG - BUT NOT EXACT TO ORIGINAL)	CRCRM235L	238.49
	1972-1973 Rear Floor Pan Footwell Area - RH	Top quality steel part made in the US. Heavy 14 Gauge Steel.1972-73 B-BODY REAR FLOOR (WILL FIT A 71,74 B-BODY & 71-74 CHG - BUT NOT EXACT TO ORIGINAL)	CRCRM235R	238.49

Early Birds specializes in hard-to-find Charger parts and has been serving you for over 25 years.
Call us at 1 800 463 0546 Mon - Fri 9:00 AM - 4:00 PM (EST) - we know our cars!
Fax your order: (416) 630 8794

Our Mailing Address:
Early Birds
25 Saunders Road, Unit 9
Barrie, Ontario
L4N 9A7
Canada